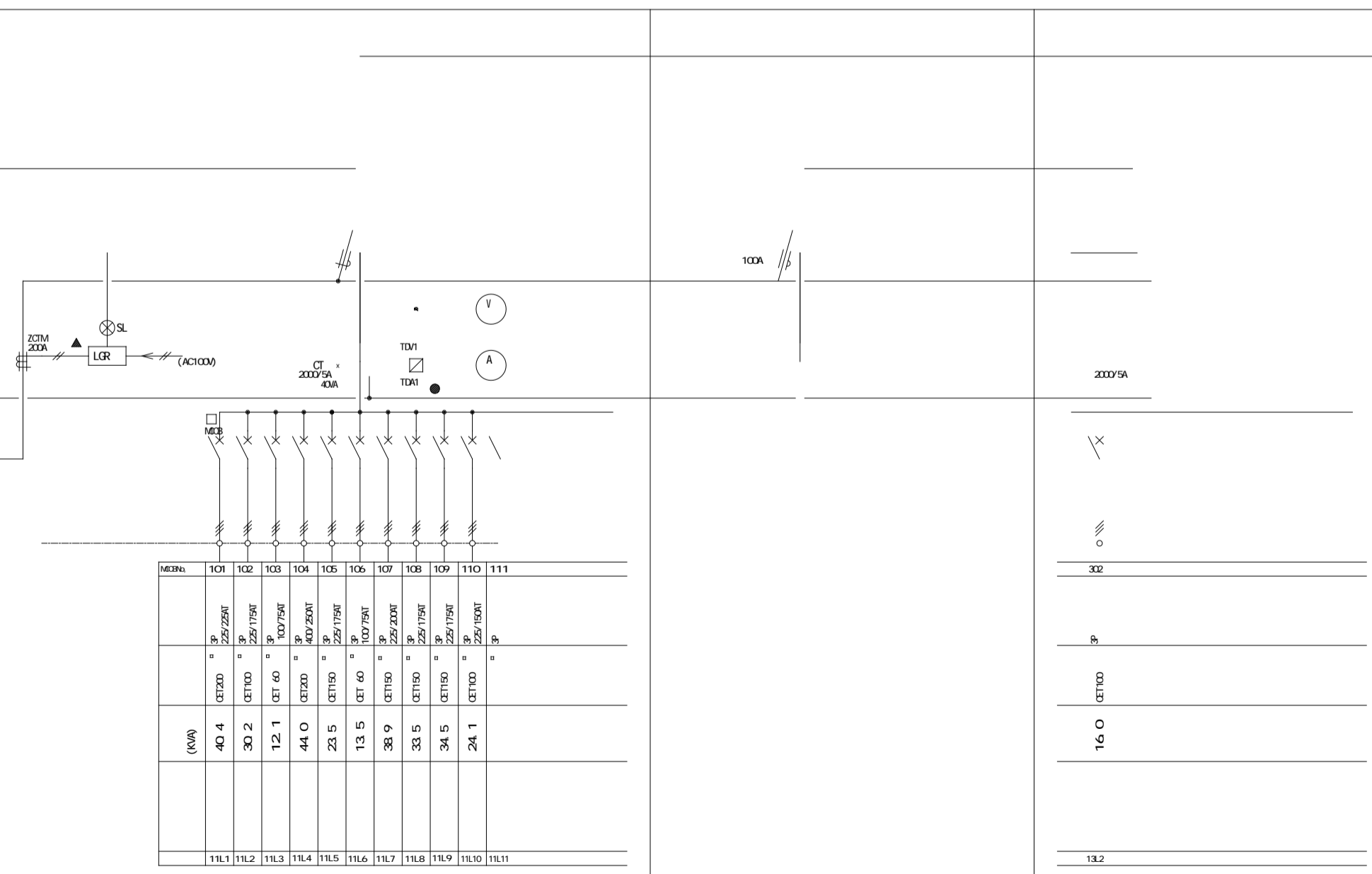

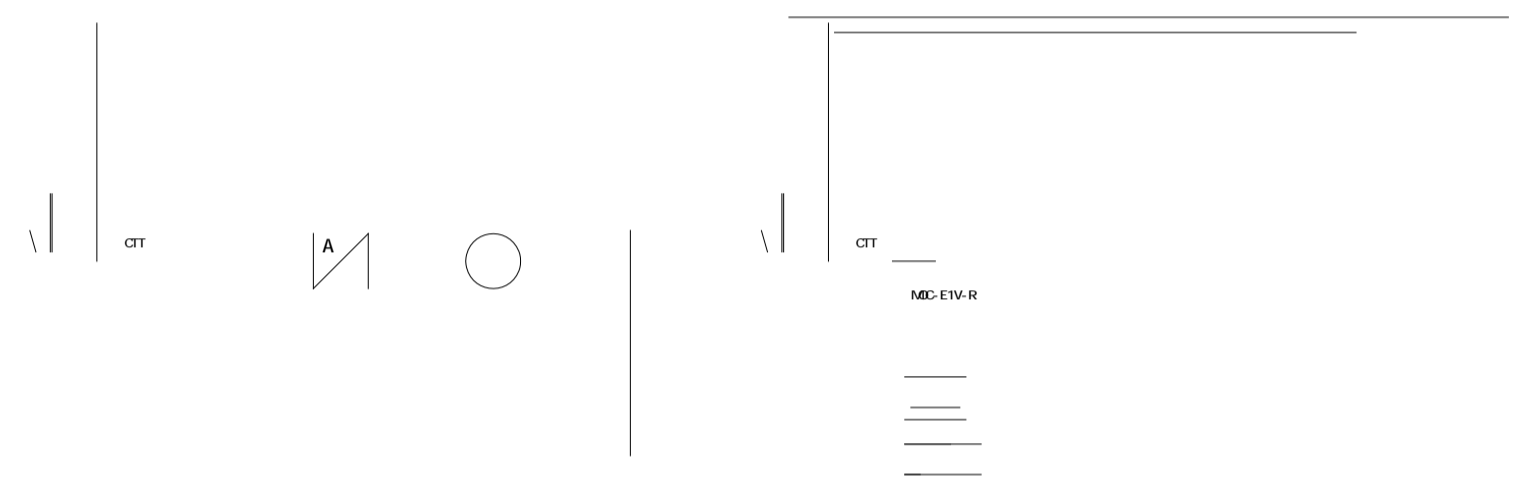
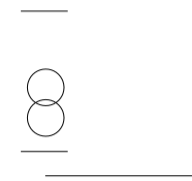
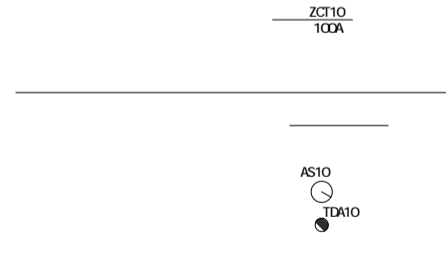



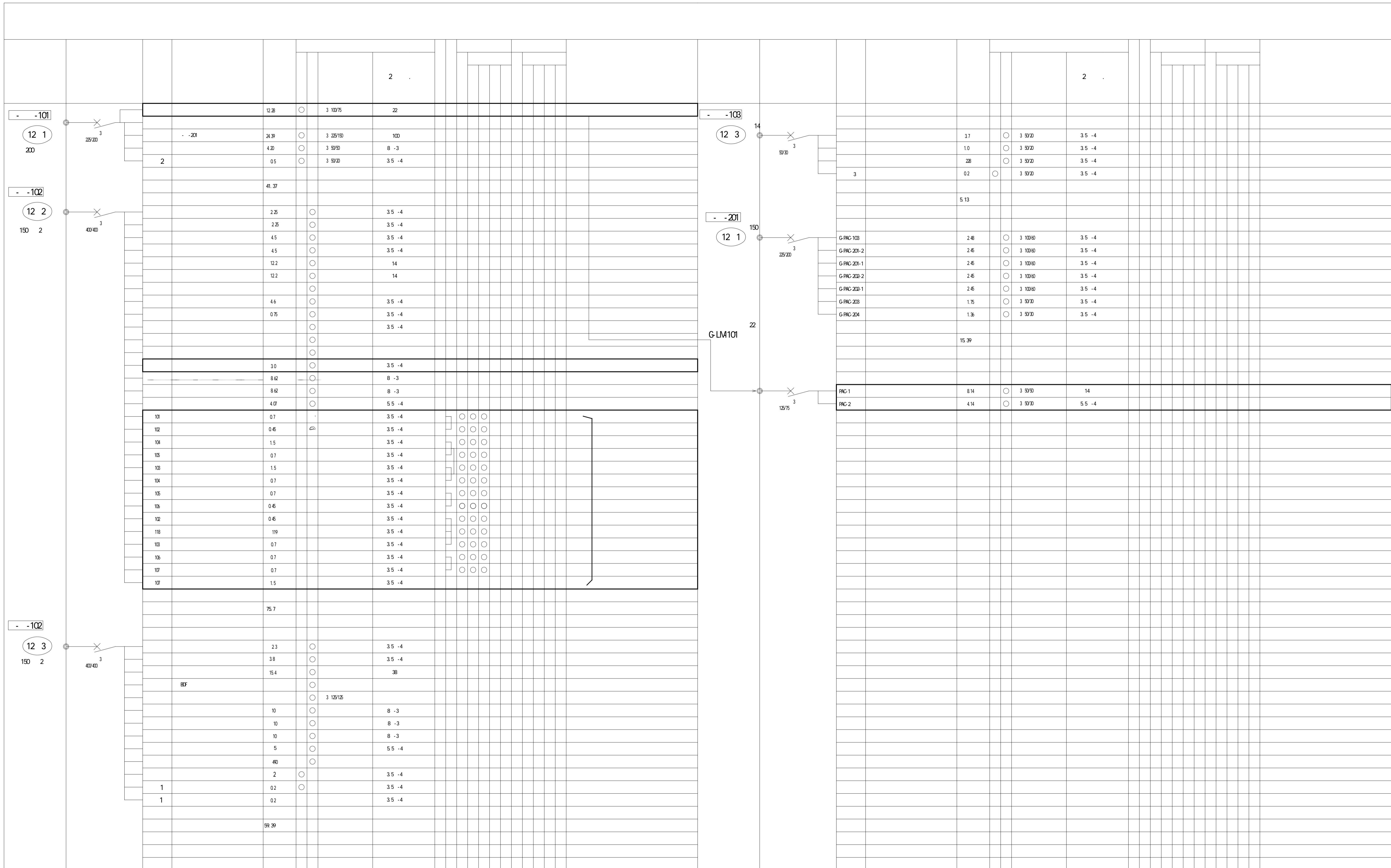
10A NA




NO.	101	102	103	104	105	106	107	108	109	110	111
(kW)	40.4	10.0	30.2	12.1	44.0	23.5	13.5	33.5	34.5	24.1	
	10.0	10.0	10.0	10.0	10.0	10.0	10.0	10.0	10.0	10.0	10.0
	10.0	10.0	10.0	10.0	10.0	10.0	10.0	10.0	10.0	10.0	10.0



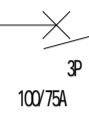






- -102-1

- -102



101	100	○	2	30/20	2756
102	100	○	2	30/20	515
103	100	○	2	30/20	2688
104	100	○	2	30/20	2688
105	100	○	2	30/20	2464
106	100	○	2	30/20	
107	100	○	2	30/20	546
108	100	○	2	30/20	
109	100	○	2	30/20	780
110	100	○	2	30/20	877
111	100	○	2	30/20	626
112	100	○	2	30/20	626
113	100	○	2	30/20	
114	100	○	2	30/20	626
115	100	○	2	30/20	
116	100	○	2	30/20	
117	100	○	2	30/20	
118	100	○	2	30/20	
119	100	○	2	30/20	
120	100	○	2	30/30	

